

## Single relay - REL-MR- 24DC/21HC AU/MS - 2987927

Please be informed that the data shown in this PDF Document is generated from our Online Catalog. Please find the complete data in the user's documentation. Our General Terms of Use for Downloads are valid (<http://phoenixcontact.com/download>)




Plug-in miniature relay, with multi-layer contact with hard gold coating, 1 PDT, test button, mechanical switch position indicator, status LED, freewheeling diode, polarity A1+, A2-, input voltage 24 V DC

### Your advantages

- ✓ With detectable manual operation
- ✓ Mechanical switch position indicator
- ✓ Switching current of up to 16 A
- ✓ Integrated status LED
- ✓ DC types with integrated freewheeling diode



### Key Commercial Data

Packing unit	10 pc
Minimum order quantity	10 pc
GTIN	 4 046356 481052
GTIN	4046356481052
Weight per Piece (excluding packing)	18.630 g
Weight per piece (including packing)	18.820 g
Custom tariff number	85364190
Country of origin	China

### Technical data

#### Dimensions

Width	12.7 mm
Height	29 mm
Depth	25 mm

#### Ambient conditions

Ambient temperature (operation)	-40 °C ... 70 °C
Ambient temperature (storage/transport)	-40 °C ... 85 °C

# Single relay - REL-MR- 24DC/21HC AU/MS - 2987927

## Technical data

### Coil side

Nominal input voltage $U_N$	24 V DC
Typical input current at $U_N$	17 mA
Typical response time	9 ms
Typical release time	6 ms
Power dissipation for nominal condition	0.41 W

### Contact side

Contact type	1 PDT
Type of switch contact	Single contact
Contact material	AgNi, hard gold-plated
Maximum switching voltage	30 V AC 36 V DC
Minimum switching voltage	12 V (At 1 mA)
Min. switching current	1 mA (at 12 V)
Maximum inrush current	50 mA
Limiting continuous current	50 mA
Switching capacity	3 A (at 240 V, AC15)

### Contact side (with destroyed gold layer)

Contact material	AgNi
Note	the following values are applicable if a gold layer is destroyed
Maximum switching voltage	250 V AC/DC
Minimum switching voltage	6 V AC/DC
Limiting continuous current	16 A
Maximum inrush current	30 A (300 ms)
Min. switching current	100 mA
Interrupting rating (ohmic load) max.	4000 VA (for 250 V AC)
Switching capacity	2 A (at 24 V, DC13) 3 A (at 24 V, AC15) 3 A (at 120 V, AC15) 3 A (at 240 V, AC15)

### General

Test voltage relay winding/relay contact	5 kV AC (50 Hz, 1 min.)
Mechanical service life	5x 10 <sup>6</sup> cycles
Service life, electrical	see diagram

### Connection data

Connection method	Solder connection
-------------------	-------------------

### Standards and Regulations

Connection in acc. with standard	CUL
Standards/regulations	EN 61810-1

# Single relay - REL-MR- 24DC/21HC AU/MS - 2987927

## Technical data

### Standards and Regulations

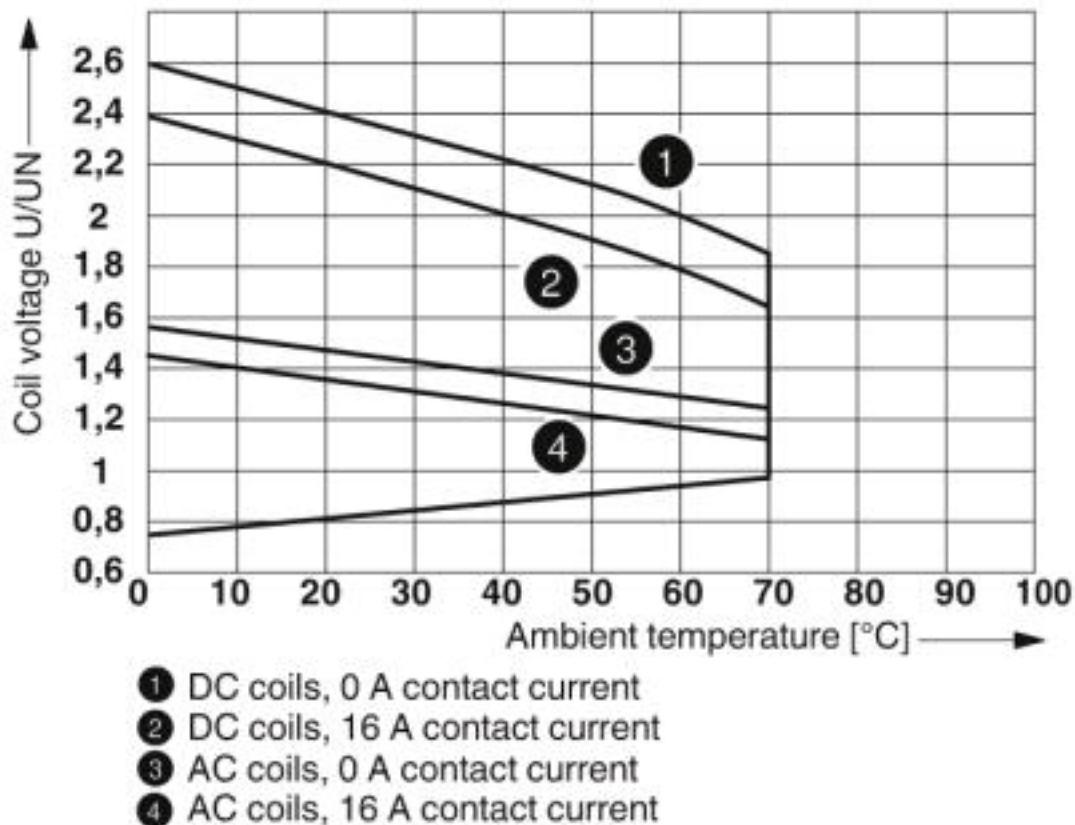
	VDE 0435-201
	EN 50178

### Environmental Product Compliance

China RoHS	Environmentally friendly use period: unlimited = EFUP-e
	No hazardous substances above threshold values

## Drawings

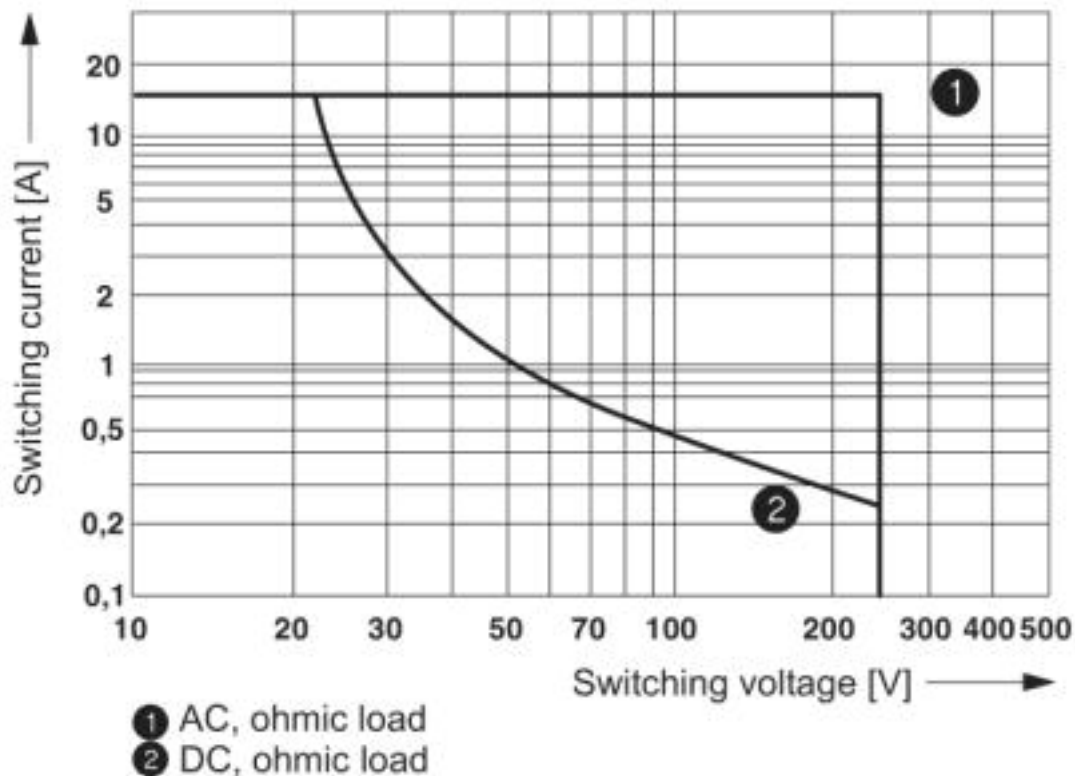
Diagram



### Operating voltage range

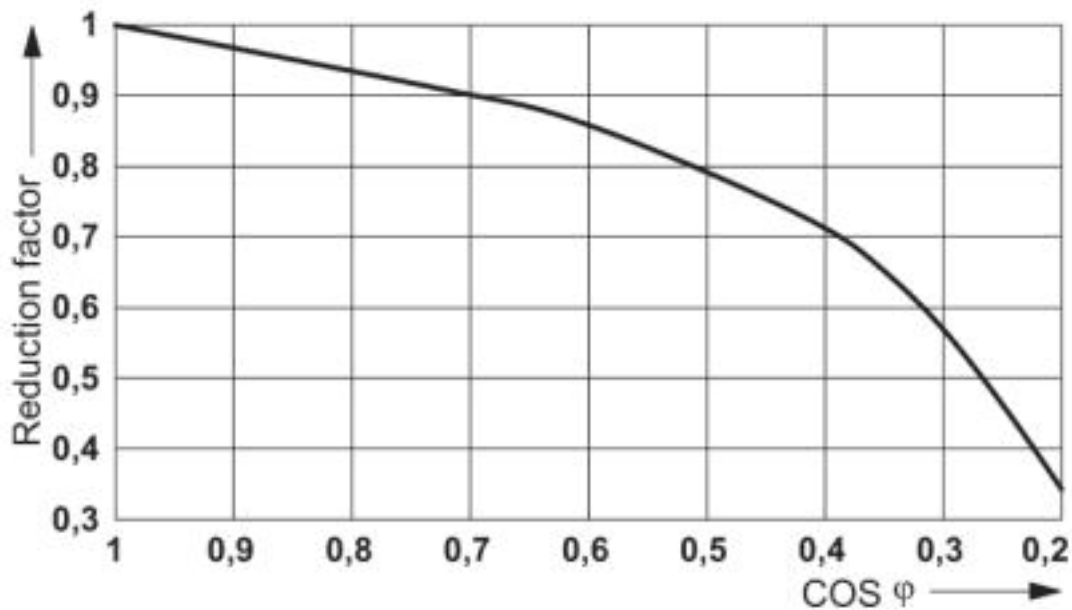
# Single relay - REL-MR- 24DC/21HC AU/MS - 2987927

Diagram



## Interrupting rating

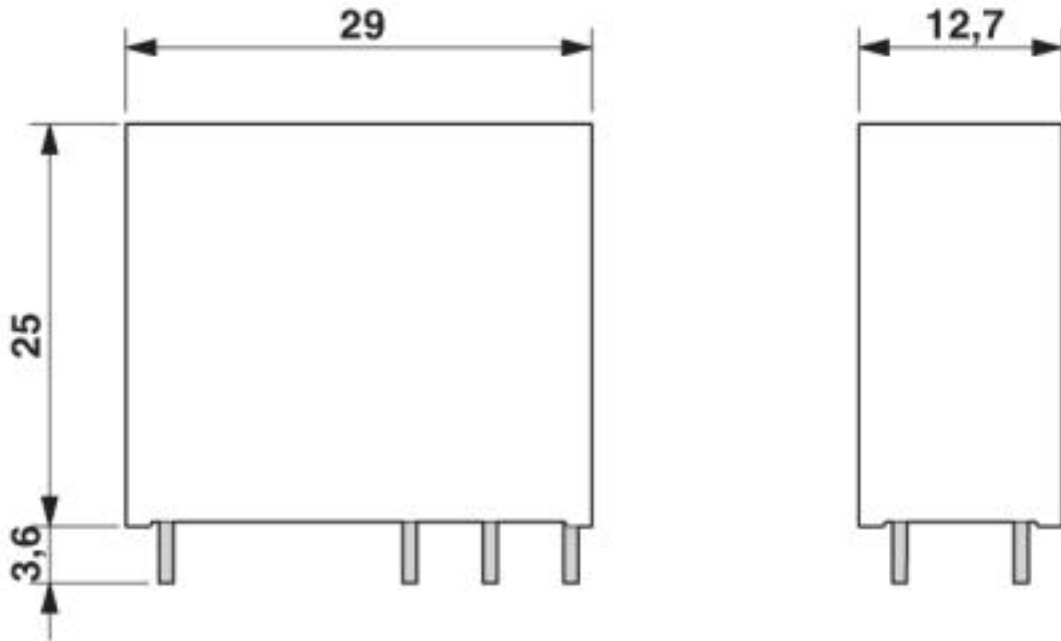
Diagram



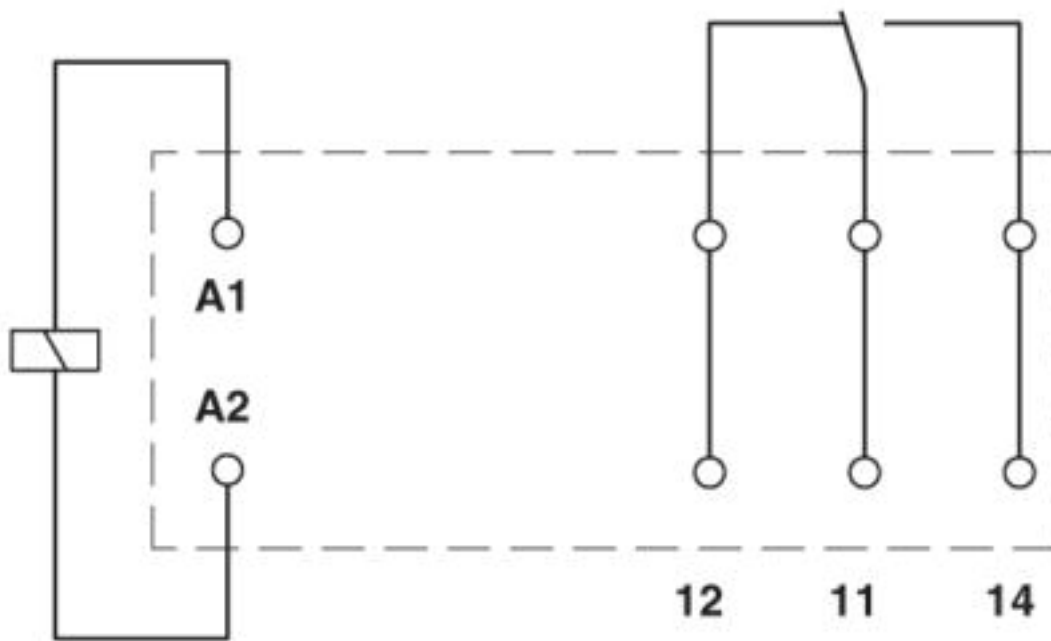
## Service life reduction factor with various cos phi

# Single relay - REL-MR- 24DC/21HC AU/MS - 2987927

Dimensional drawing



Circuit diagram



## Classifications

eCl@ss

eCl@ss 4.0	27371100
eCl@ss 4.1	27371100

# Single relay - REL-MR- 24DC/21HC AU/MS - 2987927

## Classifications

### eCl@ss

eCl@ss 5.0	27371600
eCl@ss 5.1	27371600
eCl@ss 6.0	27371600
eCl@ss 7.0	27371601
eCl@ss 8.0	27371601
eCl@ss 9.0	27371601

### ETIM

ETIM 2.0	EC001437
ETIM 3.0	EC001437
ETIM 4.0	EC001437
ETIM 5.0	EC001437
ETIM 6.0	EC001437
ETIM 7.0	EC001437

### UNSPSC

UNSPSC 6.01	30211916
UNSPSC 7.0901	39121515
UNSPSC 11	39121515
UNSPSC 12.01	39121515
UNSPSC 13.2	39122334

## Approvals

### Approvals

---

#### Approvals


UL Recognized / cUL Recognized / VDE Zeichengenehmigung / EAC / EAC / cULus Recognized


---

#### Ex Approvals

---

### Approval details

UL Recognized		<a href="http://database.ul.com/cgi-bin/XYV/template/LISEXT/1FRAME/index.htm">http://database.ul.com/cgi-bin/XYV/template/LISEXT/1FRAME/index.htm</a>	FILE E 195083
---------------	---	---	---------------

cUL Recognized		<a href="http://database.ul.com/cgi-bin/XYV/template/LISEXT/1FRAME/index.htm">http://database.ul.com/cgi-bin/XYV/template/LISEXT/1FRAME/index.htm</a>	FILE E 195083
----------------	---	---	---------------

# Single relay - REL-MR- 24DC/21HC AU/MS - 2987927

## Approvals

VDE Zeichengenehmigung		<a href="http://www2.vde.com/de/Institut/Online-Service/VDE-gepruefteProdukte/Seiten/Online-Suche.aspx">http://www2.vde.com/de/Institut/Online-Service/VDE-gepruefteProdukte/Seiten/Online-Suche.aspx</a>	40027210
------------------------	--	---	----------

EAC			TR_TS_D_00573_c
-----	--	--	-----------------

EAC			TR_TS_S_00010_c
-----	--	--	-----------------

cULus Recognized			
------------------	--	--	--

## Accessories

### Additional products

Relay base - RIF-1-BPT/2X21 - 2900931



RIF-1... relay base, for miniature power relay with 1 or 2 PDTs or solid-state relays of the same design, push-in connection, plug-in option for input/suppressor modules, for mounting on NS 35/7,5

Relay base - RIF-1-BSC/2X21 - 2900930



RIF-1... relay base, for miniature power relay with 1 or 2 changeover contacts or identical solid-state relays, screw connection, plug-in option for input/interference suppression modules, for mounting on NS 35/7,5

Relay base - PR1-BSC3/2X21 - 2833521



Relay base PR1..., for miniature power relay or miniature switching relay with 1 or 2 PDT or solid-state relay of same construction, 1/3 level design, screw connections, connection facility for input/interference suppression modules

## Single relay - REL-MR- 24DC/21HC AU/MS - 2987927

### Accessories

Relay base - PR1-BSP3/2X21 - 2833534



Relay base PR1..., for miniature power relay or miniature switching relay with 1 or 2 PDT or solid-state relay of same construction, 1/3 level design, spring-cage connections, connection facility for input/interference suppression modules

---

Phoenix Contact 2019 © - all rights reserved  
<http://www.phoenixcontact.com>