

## Type 3 surge protection device - PLT-SEC-T3-230-FM-UT - 2907919

Please be informed that the data shown in this PDF Document is generated from our Online Catalog. Please find the complete data in the user's documentation. Our General Terms of Use for Downloads are valid (<http://phoenixcontact.com/download>)




Type 2/3 surge protection, consisting of protective plug and base element with screw connection. For single-phase power supply network with integrated status indicator and remote signaling. Nominal voltage 230 V AC/DC.

### Your advantages

- ✓ Increased service life and availability of the system, thanks to optimal protection of your industrial power supply
- ✓ 5-year warranty on your QUINT 4 power supply when installed together with PLT-SEC, see document in the download area
- ✓ Easy maintenance and testing of protective devices, thanks to pluggable connections



### Key Commercial Data

Packing unit	5 pc
GTIN	 4 0 5 5 6 2 6 2 5 7 4 5 7
GTIN	4055626257457
Weight per Piece (excluding packing)	81.160 g
Weight per piece (including packing)	96.620 g
Custom tariff number	85363030
Country of origin	Germany
Note	Made to Order (non-returnable)

### Technical data

#### Dimensions

Height	93.4 mm
Width	17.7 mm
Depth	74.5 mm (incl. DIN rail 7.5 mm)
Horizontal pitch	1 Div.

#### Ambient conditions

Degree of protection	IP20
Ambient temperature (operation)	-40 °C ... 80 °C

# Type 3 surge protection device - PLT-SEC-T3-230-FM-UT - 2907919

## Technical data

### Ambient conditions

Ambient temperature (storage/transport)	-40 °C ... 80 °C
Altitude	≤ 2000 m (operating voltage remote contact ≤ 250 V)
	≤ 6000 m (operating voltage remote contact ≤ 150 V)
Permissible humidity (operation)	5 % ... 95 %
Shock (operation)	30g (Half-sine / 11 ms / 3x ±X, ±Y, ±Z)
Vibration (operation)	5g (5 ... 500 Hz / 2.5 h / X, Y, Z)

### General

EN type	T2 / T3
IEC power supply system	TT
	TN-S
Number of ports	One
Mode of protection	L-N
	L-PE
	N-PE
Mounting type	DIN rail: 35 mm
Color	light grey RAL 7035
	traffic grey A RAL 7042
Housing material	PA 6.6-FR 20 % GF
	PA 6.6-FR
Degree of pollution	2
Flammability rating according to UL 94	V-0
Type	DIN rail module, two-section, divisible
Number of positions	2
Surge protection fault message	Optical, remote indicator contact

### Protective circuit

Nominal voltage $U_N$	240 V AC (TN-S)
	240 V AC (TT)
Nominal frequency $f_N$	50 Hz (60 Hz)
Maximum continuous voltage $U_C$	264 V AC
Rated load current $I_L$	26 A (at 30 °C)
Residual current $I_{PE}$	≤ 5 μA
Nominal discharge current $I_n$ (8/20) μs	5 kA
Standby power consumption $P_C$	≤ 26.4 mVA (at $U_{REF}$ )
	≤ 26.4 mVA (at $U_C$ )
Reference test voltage $U_{REF}$	264 V AC
Max. discharge current $I_{max}$ (8/20) μs	10 kA
Combination wave $U_{OC}$	6 kV
Voltage protection level $U_p$ (L-N)	≤ 1.25 kV (at $U_{OC}$ )
	≤ 1.4 kV (at $I_n$ )

# Type 3 surge protection device - PLT-SEC-T3-230-FM-UT - 2907919

## Technical data

### Protective circuit

Voltage protection level $U_p$ (L-PE)	$\leq 1.4$ kV
Voltage protection level $U_p$ (N-PE)	$\leq 1.4$ kV
TOV behavior at $U_T$ (L-N)	400 V AC (5 s / withstand mode) 457 V AC (120 min / safe failure mode)
TOV behavior at $U_T$ (L-PE)	457 V AC (5 s / withstand mode) 457 V AC (120 min / withstand mode) 1464 V AC (200 ms / safe failure mode)
TOV behavior at $U_T$ (N-PE)	1200 V AC (200 ms / safe failure mode)
Response time $t_A$ (L-N)	$\leq 25$ ns
Response time $t_A$ (L-PE)	$\leq 100$ ns
Response time $t_A$ (N-PE)	$\leq 100$ ns
Short-circuit current rating $I_{SCCR}$	10 kA AC
Max. backup fuse with branch wiring	32 A (gG / B / C)
Maximum backup fuse for through wiring	25 A (gG / B / C)

### Additional technical data

Short-circuit current rating $I_{SCCR}$	0.25 kA DC (without additional backup fuse) 5 kA DC (for 20 A gG / B backup fuse)
Maximum continuous voltage $U_c$	275 V AC 240 V DC
Residual voltage $U_{res}$ (L-N)	$\leq 1.15$ kV (at 2 kA) $\leq 1.25$ kV (at 3 kA) $\leq 1.1$ kV (at $U_{oc} = 4$ kV)
Residual voltage $U_{res}$ (L-PE)	$\leq 1.1$ kV (at 2 kA) $\leq 1.1$ kV (at 3 kA) $\leq 1.2$ kV (at $U_{oc} = 4$ kV)
Residual voltage $U_{res}$ (N-PE)	$\leq 1.1$ kV (at 2 kA) $\leq 1.1$ kV (at 3 kA) $\leq 1.2$ kV (at $U_{oc} = 4$ kV)
Mode of protection	(DC+) - (DC-) (DC+/DC-) - PE
IEC test classification (in accordance with IEC 61643-21)	D1
Impulse durability (line-line)	D1 - 500 A
Impulse durability (line-earth)	D1 - 500 A
Pulse discharge current $I_{imp}$ (10/350) $\mu$ s (line-line)	0.5 kA
Pulse discharge current $I_{imp}$ (10/350) $\mu$ s (line-earth)	0.5 kA

### Indicator/remote signaling

Switching function	PDT contact
Operating voltage	250 V AC 125 V DC (200 mA DC)

# Type 3 surge protection device - PLT-SEC-T3-230-FM-UT - 2907919

## Technical data

### Indicator/remote signaling

Operating current	0.5 A AC
	0.5 A DC (75 V DC)
Connection method	Screw connection
Conductor cross section flexible	0.2 mm <sup>2</sup> ... 2.5 mm <sup>2</sup>
Conductor cross section solid	0.2 mm <sup>2</sup> ... 2.5 mm <sup>2</sup>
Conductor cross section AWG	30 ... 12
Screw thread	M3
Tightening torque	0.5 Nm
Stripping length	10 mm

### Connection data

Connection method	Screw connection
Conductor cross section flexible	0.2 mm <sup>2</sup> ... 2.5 mm <sup>2</sup>
Conductor cross section solid	0.2 mm <sup>2</sup> ... 4 mm <sup>2</sup>
Conductor cross section AWG	24 ... 12
Screw thread	M3
Tightening torque	0.5 Nm
Stripping length	10 mm

### UL specifications

SPD Type	4CA
Maximum continuous operating voltage MCOV	264 V AC
	240 V DC
Nominal voltage	240 V DC
Rated load current I <sub>L</sub>	20 A
Mode of protection	L-N
	L-G
	N-G
	(DC+) - (DC-)
	(DC+) - G
	(DC-) - G
Power distribution system	Single phase
	DC
Nominal frequency	50/60 Hz
Measured limiting voltage MLV (L-N)	1150 V
Measured limiting voltage MLV (L-G)	1180 V
Measured limiting voltage MLV (N-G)	1180 V
Nominal discharge current I <sub>n</sub>	5 kA

### UL indicator/remote signaling

Operating voltage	250 V AC (0.5 A)
	12 V DC (4 A)

# Type 3 surge protection device - PLT-SEC-T3-230-FM-UT - 2907919

## Technical data

### UL indicator/remote signaling

	24 V DC (2 A)
	48 V DC (1 A)
Tightening torque	5 lb <sub>f</sub> -in. ... 7 lb <sub>f</sub> -in.
Conductor cross section AWG	30 ... 12

### UL connection data

Conductor cross section AWG	16 ... 12
Tightening torque	4.4 lb <sub>f</sub> -in.

### Standards and Regulations

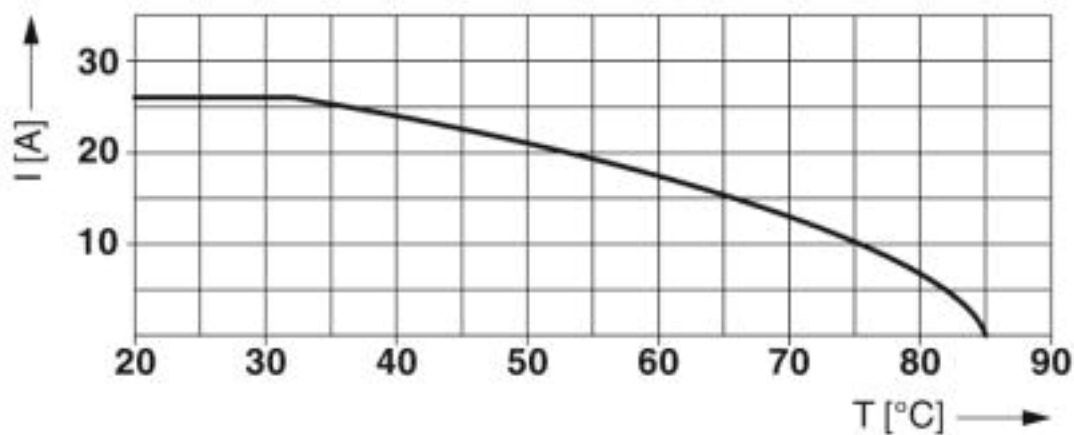
Standards/specifications	IEC 61643-11 2011
	EN 61643-11 2012

### Environmental Product Compliance

REACH SVHC	Lead 7439-92-1
China RoHS	Environmentally Friendly Use Period = 50 years
	For details about hazardous substances go to tab "Downloads", Category "Manufacturer's declaration"

## Drawings

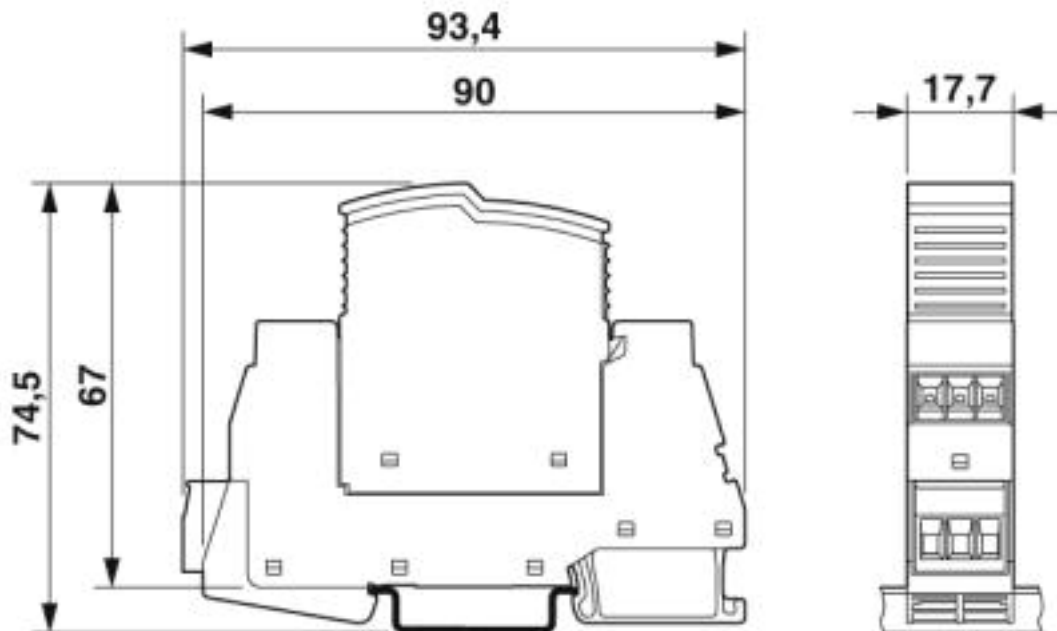
Diagram



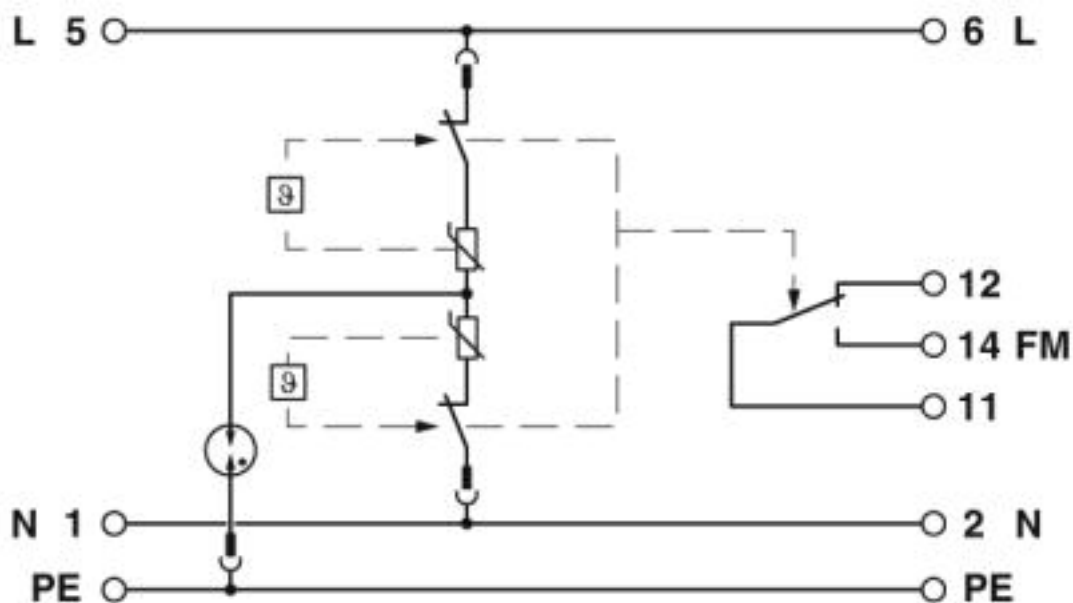
Nominal current depending on ambient temperature

# Type 3 surge protection device - PLT-SEC-T3-230-FM-UT - 2907919

Dimensional drawing



Circuit diagram



## Classifications

eCl@ss

eCl@ss 6.0	27130800
eCl@ss 7.0	27130806
eCl@ss 8.0	27130806

# Type 3 surge protection device - PLT-SEC-T3-230-FM-UT - 2907919

## Classifications

eCl@ss

eCl@ss 9.0	27130806
------------	----------

ETIM

ETIM 5.0	EC000942
ETIM 6.0	EC000942
ETIM 7.0	EC000942

## Approvals

Approvals

Approvals

DNV GL / CCA / UL Recognized / KEMA-KEUR / cUL Recognized / IECEE CB Scheme / EAC / CSA / cULus Recognized

Ex Approvals

UL Recognized / cUL Recognized / cULus Recognized

### Approval details

DNV GL		<a href="https://approvalfinder.dnvgl.com/">https://approvalfinder.dnvgl.com/</a>	TAE00002U7
--------	--	---	------------

CCA			NTR-NL 7676
-----	--	--	-------------

UL Recognized		<a href="http://database.ul.com/cgi-bin/XYV/template/LISEXT/1FRAME/index.htm">http://database.ul.com/cgi-bin/XYV/template/LISEXT/1FRAME/index.htm</a>	FILE E 330181
---------------	--	---	---------------

KEMA-KEUR		<a href="http://www.dekra-certification.com">http://www.dekra-certification.com</a>	71-103027
-----------	--	---	-----------

cUL Recognized		<a href="http://database.ul.com/cgi-bin/XYV/template/LISEXT/1FRAME/index.htm">http://database.ul.com/cgi-bin/XYV/template/LISEXT/1FRAME/index.htm</a>	FILE E 330181
----------------	--	---	---------------

IECEE CB Scheme		<a href="http://www.iecee.org/">http://www.iecee.org/</a>	NL-51083
-----------------	--	---	----------

# Type 3 surge protection device - PLT-SEC-T3-230-FM-UT - 2907919

## Approvals

EAC			RU C- DE.A*30.B01561
-----	--	--	-------------------------

CSA		<a href="http://www.csagroup.org/services-industries/product-listing/">http://www.csagroup.org/services-industries/product-listing/</a>	70194378
-----	--	---	----------

cULus Recognized			
------------------	--	--	--

## Accessories

### Accessories

#### Device marking

Label - EML (20XE)R - 0803452



Label, Roll, white, unlabeled, can be labeled with: THERMOMARK ROLLMASTER 300/600, THERMOMARK X1.2, THERMOMARK ROLL X1, THERMOMARK ROLL 2.0, THERMOMARK ROLL, mounting type: adhesive, lettering field size: continuous x 20 mm

Label - EML (20XE)R YE - 0803453



Label, Roll, yellow, unlabeled, can be labeled with: THERMOMARK ROLLMASTER 300/600, THERMOMARK X1.2, THERMOMARK ROLL X1, THERMOMARK ROLL 2.0, THERMOMARK ROLL, mounting type: adhesive, lettering field size: continuous x 20 mm

#### End block

End clamp - CLIPFIX 35 - 3022218



Quick mounting end clamp for NS 35/7,5 DIN rail or NS 35/15 DIN rail, with marking option, width: 9.5 mm, color: gray

#### Marker pen



## Type 3 surge protection device - PLT-SEC-T3-230-FM-UT - 2907919

### Accessories

Marker pen - X-PEN 0,35 - 0811228



Marker pen without ink cartridge, for manual labeling of markers, labeling extremely wipe-proof, line thickness 0.35 mm

---

### Spare parts

Type 3 surge protection plug - PLT-SEC-T3-230-P-UT/PT - 2907923



Replacement plug for type 2/3 surge protection from the PLT-SEC-...-UT/PT product series. Nominal voltage 230 V.

Type 3 surge protection base element - PLT-SEC-T3-BE-FM-UT - 2907924



Base element for protective plugs from the PLT-SEC-...-UT/PT product series with remote indication contact.