

Type 2 surge arrester - VAL-CP-MCB-3C-350/40/FM - 2882776

Please be informed that the data shown in this PDF Document is generated from our Online Catalog. Please find the complete data in the user's documentation. Our General Terms of Use for Downloads are valid (<http://phoenixcontact.com/download>)



Combination of type 2 surge protection and arrester backup fuse, with monitoring of arrester and arrester backup fuse, in combination with a status indicator and remote indication contact. Design: 4-conductor system (L1, L2, L3, PEN), mounting on NS 35 DIN rail

Your advantages

- ✓ Plugs can be checked with CHECKMASTER
- ✓ Surge-proof arrester backup fuse
- ✓ Signaling to monitoring systems via remote indication contact in the event of an error
- ✓ Overload of the surge protection results in all-pos. disconnection from the mains
- ✓ Combinations of type 2 arresters with integrated arrester backup fuse
- ✓ Type 2 consistent plug-in surge arresters
- ✓ Optical, mechanical status indication for the individual arresters



Key Commercial Data

Packing unit	1 pc
GTIN	 4 046356 175838
GTIN	4046356175838
Weight per Piece (excluding packing)	768.900 g
Weight per piece (including packing)	768.900 g
Custom tariff number	85363010
Country of origin	Hungary

Technical data

Dimensions

Height	101 mm
Width	114 mm
Depth	76 mm
Horizontal pitch	6.5 Div.

Type 2 surge arrester - VAL-CP-MCB-3C-350/40/FM - 2882776

Technical data

Ambient conditions

Degree of protection	IP20
Ambient temperature (operation)	-25 °C ... 60 °C
Ambient temperature (storage/transport)	-40 °C ... 80 °C
Altitude	≤ 2000 m (amsl (above mean sea level))
Permissible humidity (operation)	5 % ... 95 %

General

IEC test classification	II
	T2
EN type	T2
IEC power supply system	TN-C
Mode of protection	L-PEN
Mounting type	DIN rail: 35 mm
Color	light grey RAL 7035
Housing material	PBT-FR
Degree of pollution	2
Flammability rating according to UL 94	V-0
Type	DIN rail module, two-section, divisible
Number of positions	3
Surge protection fault message	Optical, remote indicator contact

Protective circuit

Nominal voltage U_N	240/415 V AC (TN-C)
Nominal frequency f_N	50 Hz (60 Hz)
Maximum continuous voltage U_C	350 V AC
Nominal discharge current I_n (8/20) μ s	20 kA
Maximum discharge current I_{max} (8/20) μ s	30 kA
Short-circuit current rating I_{SCCR}	25 kA
Voltage protection level U_p	≤ 2.5 kV
Residual voltage U_{res}	≤ 2.3 kV (at I_n)
	≤ 1.6 kV (at 10 kA)
	≤ 1.3 kV (at 5 kA)
	≤ 1 kV (at 3 kA)
TOV behavior at U_T	415 V AC (5 s / withstand mode)
	457 V AC (120 min / safe failure mode)
Response time t_A	≤ 25 ns
Max. backup fuse with V-type through wiring	40 A (gG)

Indicator/remote signaling

Switching function	PDT contact
Operating voltage	250 V AC
	250 V DC

Type 2 surge arrester - VAL-CP-MCB-3C-350/40/FM - 2882776

Technical data

Indicator/remote signaling

Operating current	1 mA AC ... 2 A AC
	1 mA DC ... 50 mA DC
Connection method	Pluggable screw connection
Screw thread	M2
Tightening torque	0.25 Nm
Stripping length	7 mm
Conductor cross section flexible	0.14 mm ² ... 1.5 mm ²
Conductor cross section solid	0.14 mm ² ... 1.5 mm ²
Conductor cross section AWG	28 ... 16

Connection data

Connection name	Connection protective circuit
Connection method	Screw connection
Tightening torque	3.5 Nm
Stripping length	14 mm
Conductor cross section flexible	4 mm ² ... 25 mm ²
Conductor cross section solid	4 mm ² ... 35 mm ²
Conductor cross section AWG	18 ... 2
Connection name	Protective ground connection
Connection method	Screw connection
Screw thread	M5
Tightening torque	4.5 Nm
Stripping length	16 mm
Conductor cross section flexible	2.5 mm ² ... 16 mm ²
Conductor cross section solid	2.5 mm ² ... 25 mm ²
Conductor cross section AWG	12 ... 4

Standards and Regulations

Standards/regulations	IEC 61643-11 2011
	EN 61643-11 2012
	IEC 60364-4-443
	IEC 60364-5-534

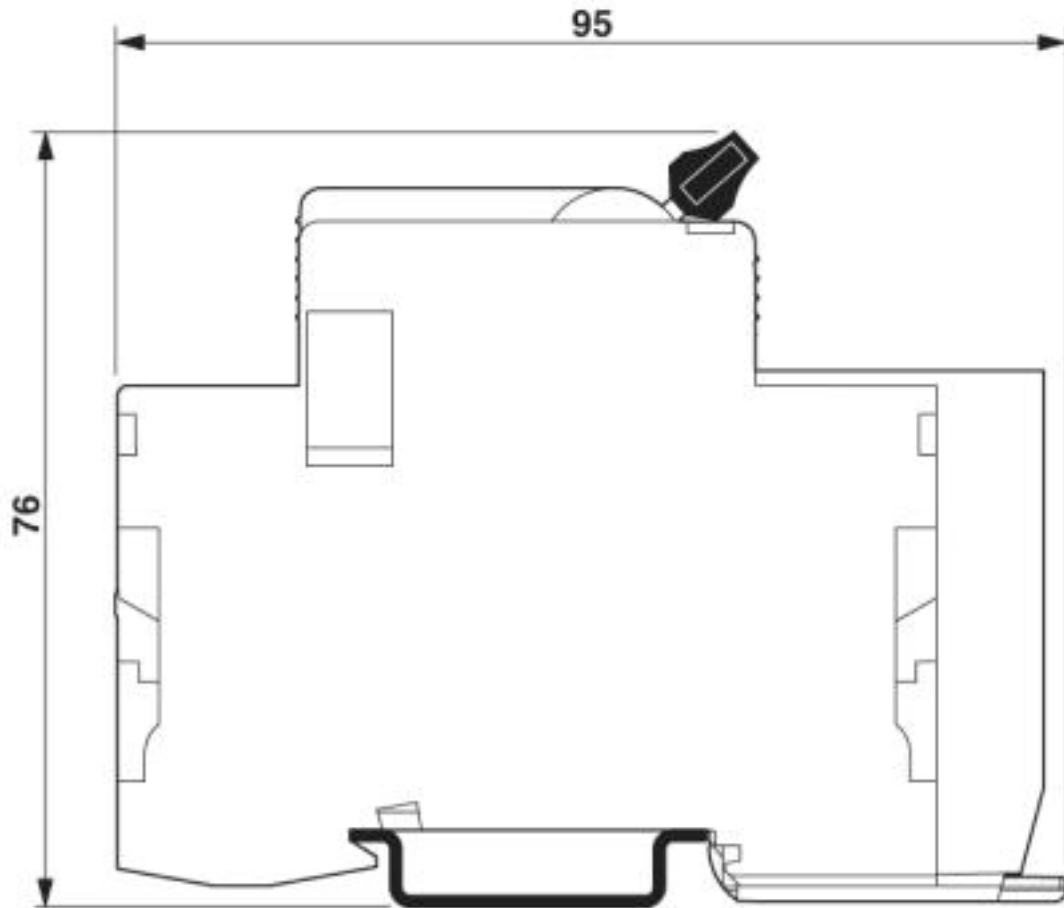
Environmental Product Compliance

China RoHS	Environmentally Friendly Use Period = 50 years
	For details about hazardous substances go to tab "Downloads", Category "Manufacturer's declaration"

Drawings

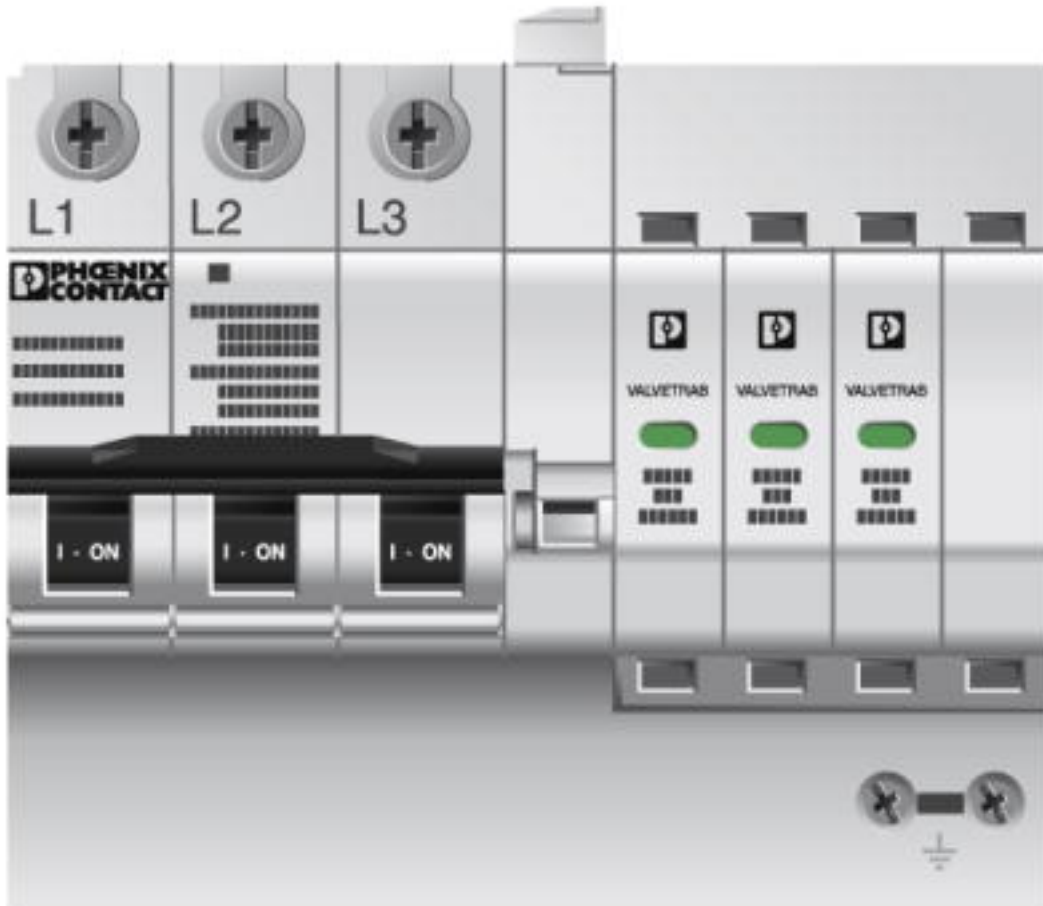
Type 2 surge arrester - VAL-CP-MCB-3C-350/40/FM - 2882776

Dimensional drawing

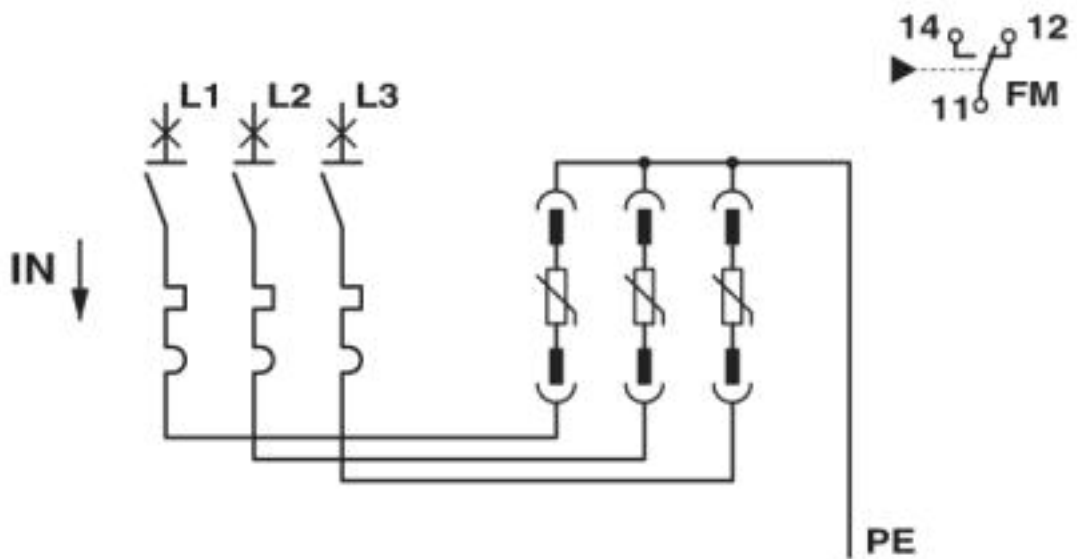


Type 2 surge arrester - VAL-CP-MCB-3C-350/40/FM - 2882776

Product drawing



Circuit diagram



Type 2 surge arrester - VAL-CP-MCB-3C-350/40/FM - 2882776

Classifications

eCl@ss

eCl@ss 4.0	27130800
eCl@ss 4.1	27130800
eCl@ss 5.0	27130800
eCl@ss 5.1	27130800
eCl@ss 6.0	27130800
eCl@ss 7.0	27130805
eCl@ss 8.0	27130805
eCl@ss 9.0	27130805

ETIM

ETIM 2.0	EC000941
ETIM 3.0	EC000941
ETIM 4.0	EC000941
ETIM 5.0	EC000941
ETIM 6.0	EC000941
ETIM 7.0	EC000941

UNSPSC

UNSPSC 6.01	30212010
UNSPSC 7.0901	39121610
UNSPSC 11	39121610
UNSPSC 12.01	39121610
UNSPSC 13.2	39121620
UNSPSC 18.0	39121620
UNSPSC 19.0	39121620
UNSPSC 20.0	39121620
UNSPSC 21.0	39121620

Approvals

Approvals

Approvals
CCA / KEMA-KEUR / IECEE CB Scheme / ÖVE / EAC





Ex Approvals

Approval details

CCA	NTR-NL 7285
-----	-------------

Type 2 surge arrester - VAL-CP-MCB-3C-350/40/FM - 2882776

Approvals

KEMA-KEUR		http://www.dekra-certification.com	2161502.05
IECEE CB Scheme		http://www.iecee.org/	NL-31928
ÖVE		https://www.ove.at/zertifizierung-pz/zertifizierungsregister/	18583-005-08
EAC			RU C- DE.A*30.B01561