

Valve connectors - SAC-4P-MS/A-1L-Z D SCO - 1458583

Please be informed that the data shown in this PDF Document is generated from our Online Catalog. Please find the complete data in the user's documentation. Our General Terms of Use for Downloads are valid (<http://phoenixcontact.com/download>)



Valve connectors, 4-position, Plug straight M12, coding: A, on Valve connector A (DESINA), with 1 LED, connected with Z diode



Key Commercial Data

Packing unit	1 pc
GTIN	
GTIN	4046356639033
Weight per Piece (excluding packing)	32.600 g
Weight per piece (including packing)	32.600 g
Custom tariff number	85366990
Country of origin	Germany

Technical data

Dimensions

Central screw valve connector	M3 x 29
-------------------------------	---------

Ambient conditions

Ambient temperature (operation)	-25 °C ... 85 °C (valve plug)
Degree of protection	IP65
	IP67

General

Rated current at 40°C	4 A
Rated voltage	24 V AC
	24 V DC
Number of positions	4
Insulation resistance	≥ 100 MΩ

Valve connectors - SAC-4P-MS/A-1L-Z D SCO - 1458583

Technical data

General

Coding	A - standard
Standards/regulations	M12 connector IEC 61076-2-101 Valve connector EN 175301-803
Status display	Yellow LED
Protective circuit/component	Z diode
Pulse power W_{max}	40 W (at 100 μ s square-wave pulse)
Terminal voltage	70 V (at 2 mA constant current)
Reverse voltage	50 V
Overvoltage category	II
Degree of pollution	3
Connection method	M12 connector
Insertion/withdrawal cycles	50 (Valve connector) ≥ 100 (M12 connector)
Torque	0.6 Nm (Valve connector)

Material

Flammability rating according to UL 94	HB
Contact material	CuSn
Contact surface material	Ni/Au
Contact carrier material	PA66
Valve plug contact material	CuSn
Valve plug contact surface material	Sn
Valve plug contact insert material	PA 6.6
Material housing valve plug	TPU
Material, knurls	Zinc die-cast, nickel-plated
Sealing material	TPU (Seal molded)

Standards and Regulations

Standards/specifications	M12 connector IEC 61076-2-101 Valve connector EN 175301-803
Flammability rating according to UL 94	HB

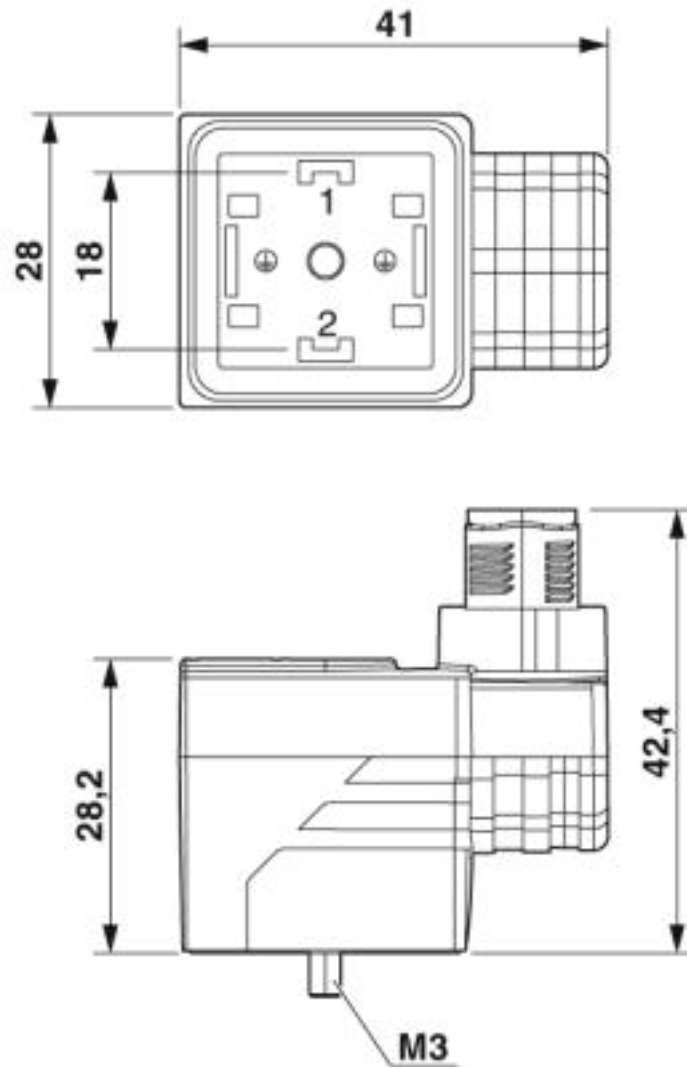
Environmental Product Compliance

REACH SVHC	Lead 7439-92-1
------------	----------------

Drawings

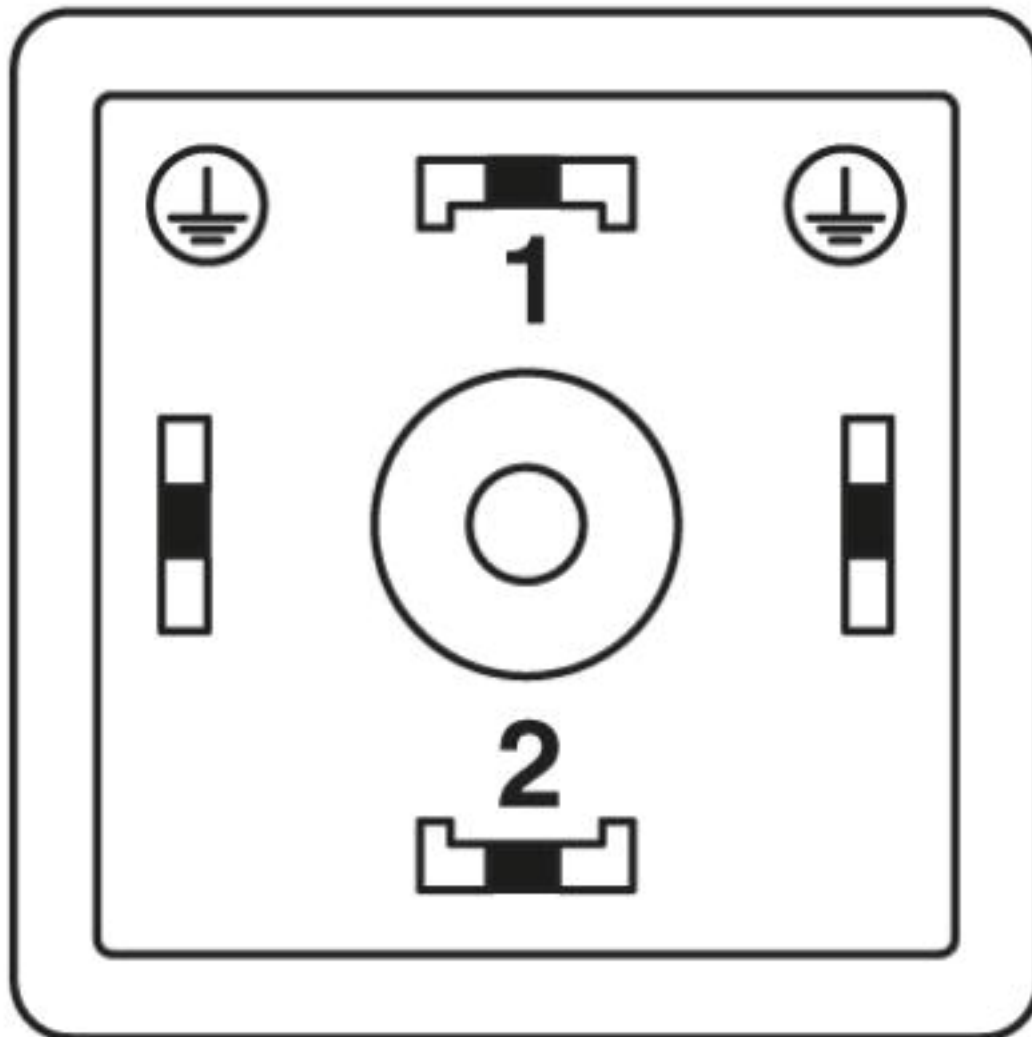
Valve connectors - SAC-4P-MS/A-1L-Z D SCO - 1458583

Dimensional drawing



Valve connectors - SAC-4P-MS/A-1L-Z D SCO - 1458583

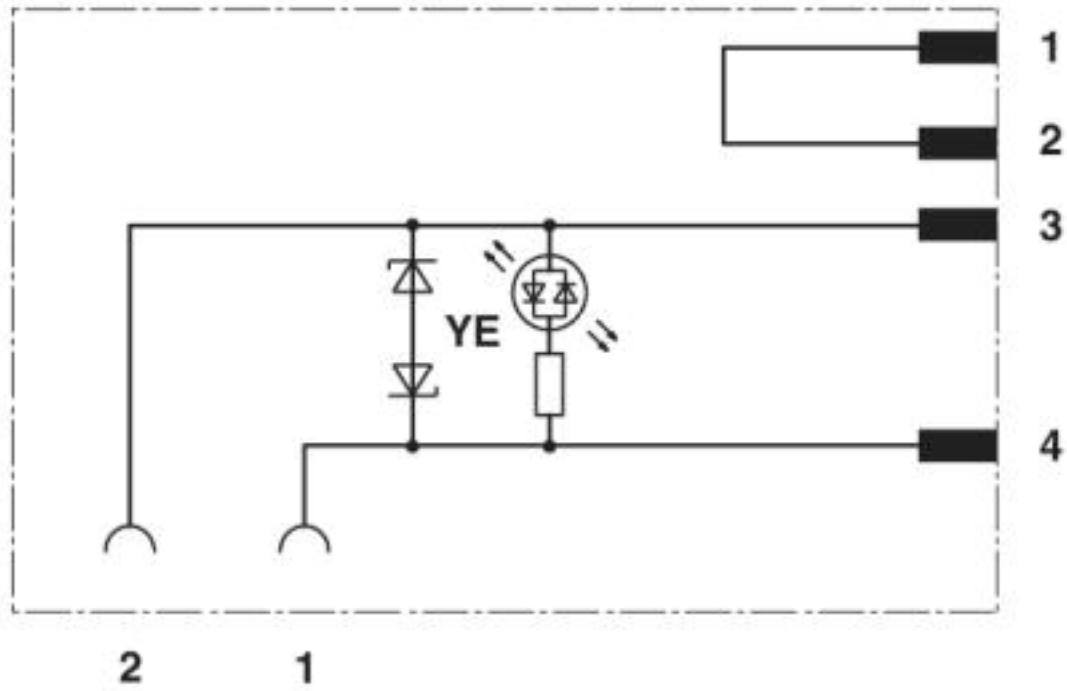
Schematic diagram



Valve connector pin assignment, type A

Valve connectors - SAC-4P-MS/A-1L-Z D SCO - 1458583

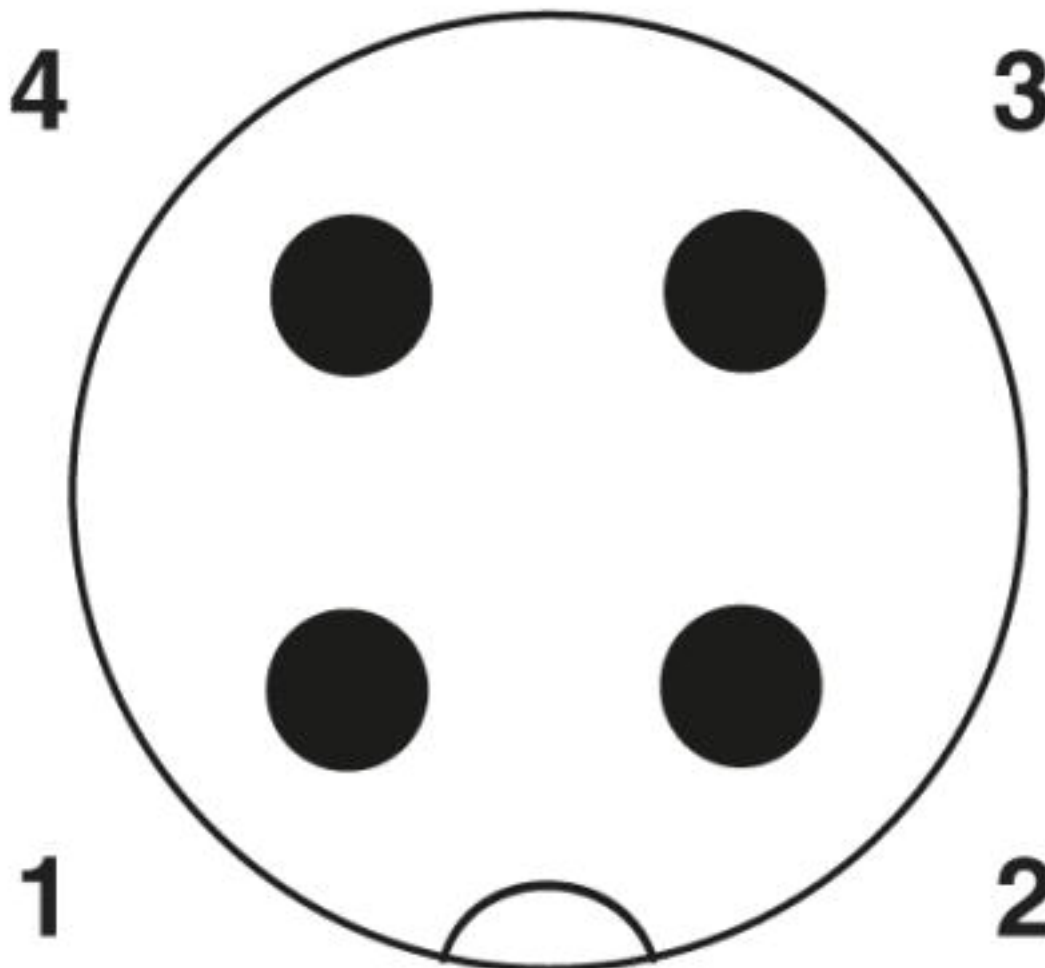
Circuit diagram



Pin 1 / 2 = Diagnostics

Valve connectors - SAC-4P-MS/A-1L-Z D SCO - 1458583

Schematic diagram



Pin assignment M12 plug, 4-pos., A-coded, view plug side

Classifications

eCl@ss

eCl@ss 4.0	27140800
eCl@ss 4.1	27140800
eCl@ss 5.0	27143400
eCl@ss 5.1	27143400
eCl@ss 6.0	27279200
eCl@ss 7.0	27440104
eCl@ss 8.0	27440104
eCl@ss 9.0	27440105

ETIM

ETIM 4.0	EC002062
----------	----------

Valve connectors - SAC-4P-MS/A-1L-Z D SCO - 1458583

Classifications

ETIM

ETIM 5.0	EC002062
ETIM 6.0	EC002925
ETIM 7.0	EC002925

UNSPSC

UNSPSC 6.01	31251501
UNSPSC 7.0901	31251501
UNSPSC 11	31251501
UNSPSC 12.01	31251501
UNSPSC 13.2	32151909
UNSPSC 19.0	31251501
UNSPSC 20.0	31251501
UNSPSC 21.0	31251501

Approvals

Approvals


Approvals

DNV GL / EAC

Ex Approvals

Approval details

DNV GL		https://approvalfinder.dnvgl.com/	TAE00002K4
--------	---	---	------------

EAC			RU C- DE.AI30.B.01102
-----	---	--	--------------------------

Accessories

Accessories

Screwdriver tools

Valve connectors - SAC-4P-MS/A-1L-Z D SCO - 1458583

Accessories

Screw insert - SF-BIT-PH 1-70 - 1212582



Screw bit, PH crosshead, E6.3-1/4" drive, size: PH 1 x 70 mm, hardened, suitable for holder according to DIN 3126-F6.3/ISO 1173

Torque tool

Torque screwdriver - TSD-M 1,2NM - 1212224



Torque screw driver, accuracy as per EN ISO 6789 standard, adjustable from 0.3 - 1.2 Nm