

Single relay - REL-MR-BL- 24AC/21HC - 1109540

Please be informed that the data shown in this PDF Document is generated from our Online Catalog. Please find the complete data in the user's documentation. Our General Terms of Use for Downloads are valid (<http://phoenixcontact.com/download>)



Pluggable miniature power relay in basic design, with power contact for high continuous currents, 1 changeover contact, input voltage 24 V AC



Key Commercial Data

Packing unit	20 pc
GTIN	
GTIN	4063151018672
Weight per Piece (excluding packing)	14.550 g
Weight per piece (including packing)	14.550 g
Custom tariff number	85364900
Country of origin	Austria
Note	Made to Order (non-returnable)

Technical data

Dimensions

Width	12.7 mm
Height	29 mm
Depth	15.7 mm

Ambient conditions

Ambient temperature (operation)	-40 °C ... 70 °C
Ambient temperature (storage/transport)	-40 °C ... 85 °C
Degree of protection	RT II

Coil side

Nominal input voltage U_N	24 V AC
Mains frequency	50/60 Hz
Typical input current at U_N	31.6 mA
Typical response time	3 ms ... 12 ms (depending on phase relation)

Single relay - REL-MR-BL- 24AC/21HC - 1109540

Technical data

Coil side

Typical release time range	2 ms ... 9 ms (depending on phase relation)
Coil voltage	24 V AC
Coil resistance	350 Ω ±10 %
Power dissipation for nominal condition	0.4 W

Contact side

Contact type	1 PDT
Type of switch contact	Single contact
Contact material	AgNi
Maximum switching voltage	250 V AC/DC
Minimum switching voltage	5 V (At 24 mA)
Min. switching current	10 mA (at 12 V)
Maximum inrush current	30 A (300 ms)
Limiting continuous current	16 A
Interrupting rating (ohmic load) max.	384 W (at 24 V DC)
	58 W (at 48 V DC)
	48 W (at 60 V DC)
	50 W (at 110 V DC)
	80 W (at 220 V DC)
	4000 VA (for 250 V AC)
Switching capacity	2 A (at 24 V, DC13)
	1.5 A (at 230 V, AC15)

General

Operating mode	100% operating factor
Mechanical service life	1x 10 ⁷ cycles
Service life, electrical	see diagram
Mounting position	any

Connection data

Connection method	Solder connection
-------------------	-------------------

Standards and Regulations

Standards/regulations	IEC 60664
	EN 61810-1
Rated insulation voltage	250 V AC
Rated surge voltage	4 kV
Insulation	Basic insulation
Pollution degree	3
Overvoltage category	III

Environmental Product Compliance

China RoHS	Environmentally friendly use period: unlimited = EFUP-e
------------	---

Single relay - REL-MR-BL- 24AC/21HC - 1109540

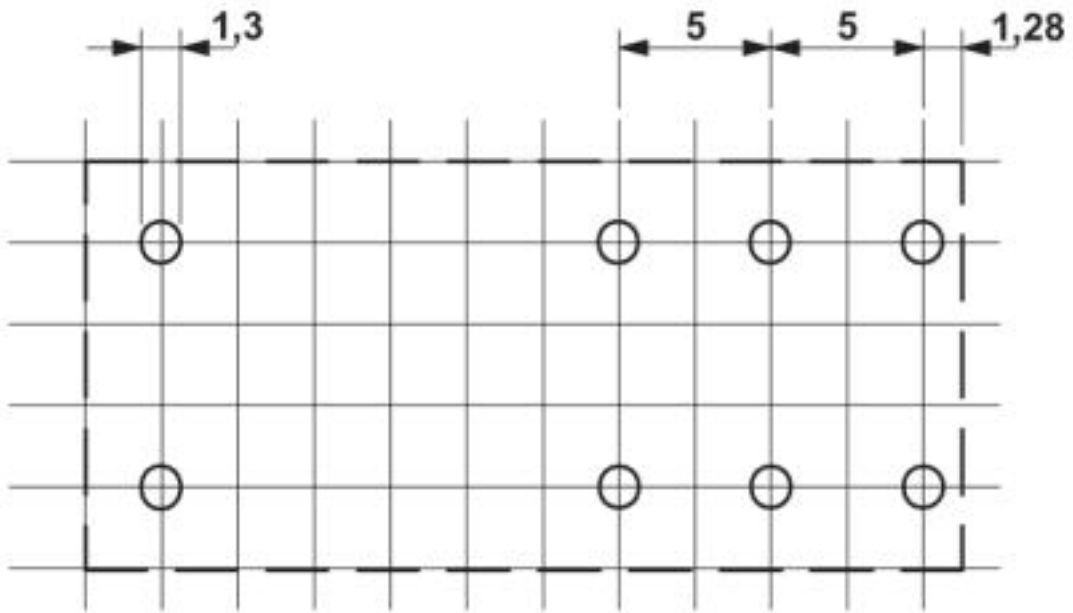
Technical data

Environmental Product Compliance

	No hazardous substances above threshold values
--	--

Drawings

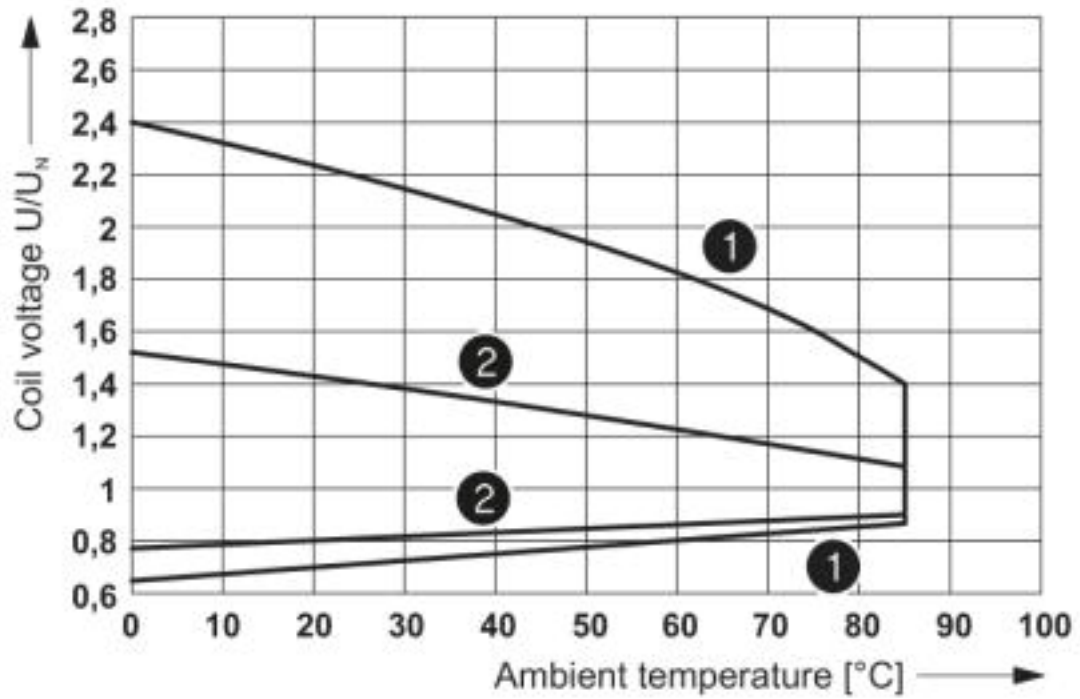
Drilling diagram



Basic pitch 2.5 mm

Single relay - REL-MR-BL- 24AC/21HC - 1109540

Diagram

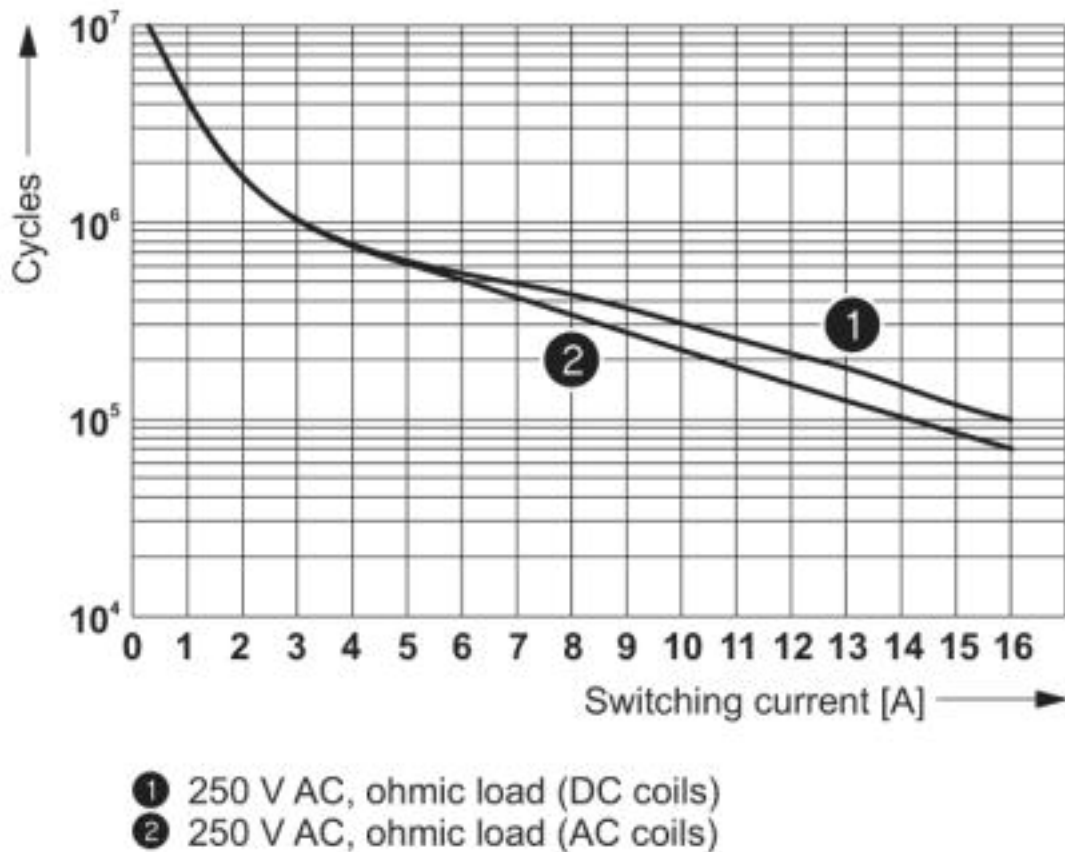


- ① DC coils
- ② AC coils

Operating voltage range

Single relay - REL-MR-BL- 24AC/21HC - 1109540

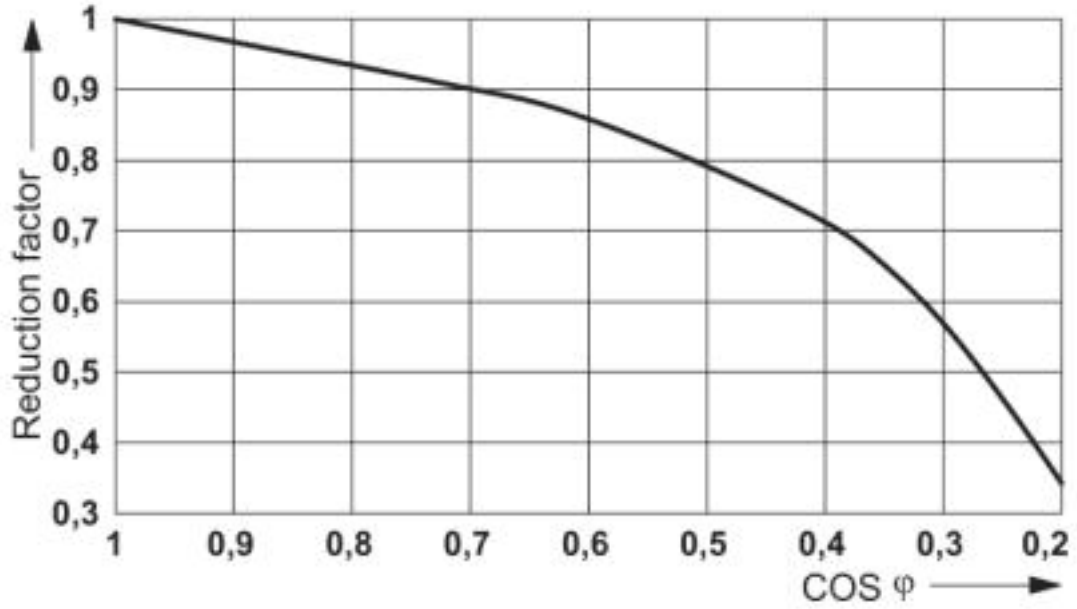
Diagram



Electrical service life

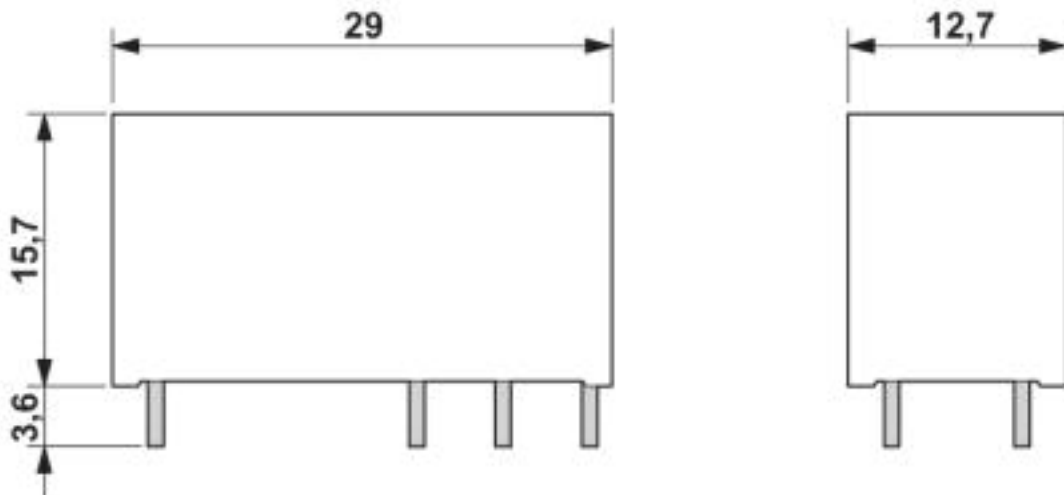
Single relay - REL-MR-BL- 24AC/21HC - 1109540

Diagram



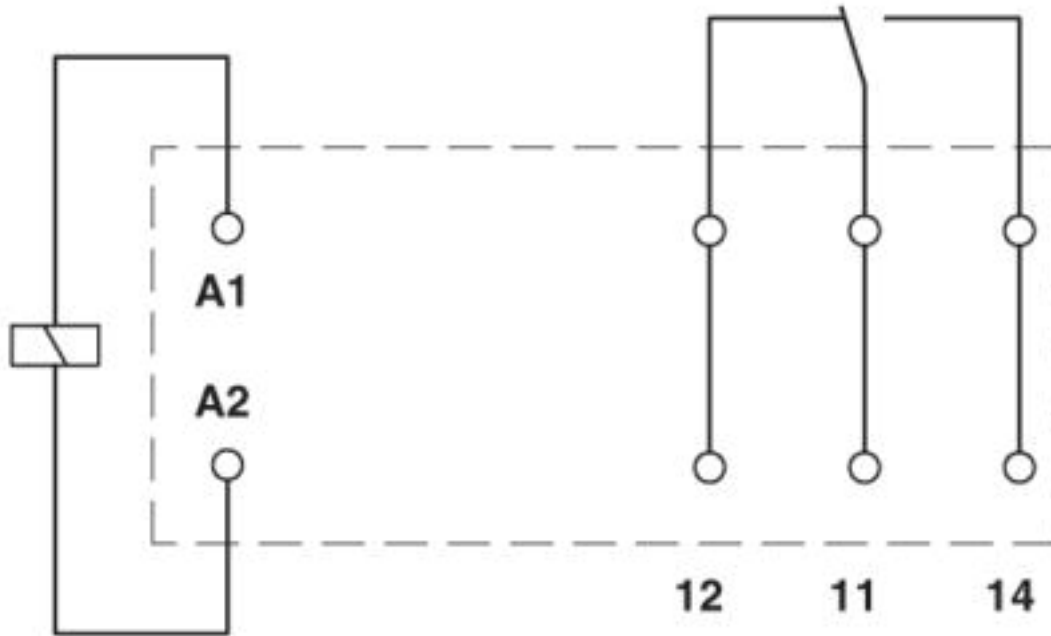
Service life reduction factor with various cos phi

Dimensional drawing



Single relay - REL-MR-BL- 24AC/21HC - 1109540

Circuit diagram



Classifications

eCl@ss

eCl@ss 8.0	27371601
eCl@ss 9.0	27371601

ETIM

ETIM 5.0	EC001437
----------	----------

Approvals

Approvals

Approvals

UL Recognized / cUL Recognized / cULus Recognized

Ex Approvals

Approval details

UL Recognized		http://database.ul.com/cgi-bin/XYV/template/LISEXT/1FRAME/index.htm	FILE E 228652
---------------	--	---	---------------

Single relay - REL-MR-BL- 24AC/21HC - 1109540

Approvals

cUL Recognized



<http://database.ul.com/cgi-bin/XYV/template/LISEXT/1FRAME/index.htm>

FILE E 228652

cULus Recognized

