

Single relay - REL-IR-BL/L- 24DC/4X21 - 1032527


Please be informed that the data shown in this PDF Document is generated from our Online Catalog. Please find the complete data in the user's documentation. Our General Terms of Use for Downloads are valid (<http://phoenixcontact.com/download>)



Plug-in industrial relay with power contacts, 4 changeover contacts, test button, status LED, mechanical switch position indicator, input voltage: 24 V DC



Key Commercial Data

Packing unit	10 pc
Minimum order quantity	250 pc
GTIN	 4 055626 537115
GTIN	4055626537115
Weight per Piece (excluding packing)	30.000 g
Weight per piece (including packing)	30.250 g
Custom tariff number	85364900
Country of origin	Austria

Technical data

Note

Note	Do not connect adjacent channels to SELV/ PELV and voltages dangerous to the touch.
	The outputs are not suitable for switching different outer conductors.
	Do not use to separate SELV / PELV circuits from other circuits, because safe isolation is not guaranteed.

Dimensions

Width	22.5 mm
Height	28 mm
Depth	35.5 mm

Ambient conditions

Ambient temperature (operation)	-40 °C ... 70 °C
Ambient temperature (storage/transport)	-40 °C ... 70 °C

Single relay - REL-IR-BL/L- 24DC/4X21 - 1032527

Technical data

Ambient conditions

Maximum altitude	≤ 2000 m
Degree of protection	RT II
	≥ IP54 (Installation location)

Coil side

Nominal input voltage U_N	24 V DC
Typical input current at U_N	32 mA
Typical response time	15 ms
Typical release time	10 ms
Coil voltage	24 V DC
Status display	Yellow LED (bidirectional)
Power dissipation for nominal condition	759 mW

Contact side

Contact type	4 PDTs
Type of switch contact	Single contact
Contact material	AgNi
Maximum switching voltage	250 V AC/DC
Minimum switching voltage	12 V (10 mA)
Min. switching current	10 mA (12 V)
Maximum inrush current	12 A (20 ms, N/O contacts)
Limiting continuous current	6 A
Interrupting rating (ohmic load) max.	144 W (24 V DC)
	130 W (48 V DC)
	90 W (60 V DC)
	66 W (110 V DC)
	88 W (220 V DC)
	1500 VA (250 V AC)
Switching capacity min.	120 mW

General

Test voltage relay winding/relay contact	2.5 kV _{rms} (50 Hz, 1 min.)
Test voltage PDT/PDT	2 kV _{rms} (50 Hz, 1 min.)
Operating mode	100% operating factor
Mechanical service life	3x 10 ⁷ cycles
Service life, electrical	see diagram
Mounting position	any
Assembly instructions	In rows with zero spacing

Standards and Regulations

Designation	Air clearances and creepage distances between coil and contact side
Standards/regulations	EN 61810-1
Rated insulation voltage	250 V AC

Single relay - REL-IR-BL/L- 24DC/4X21 - 1032527

Technical data

Standards and Regulations

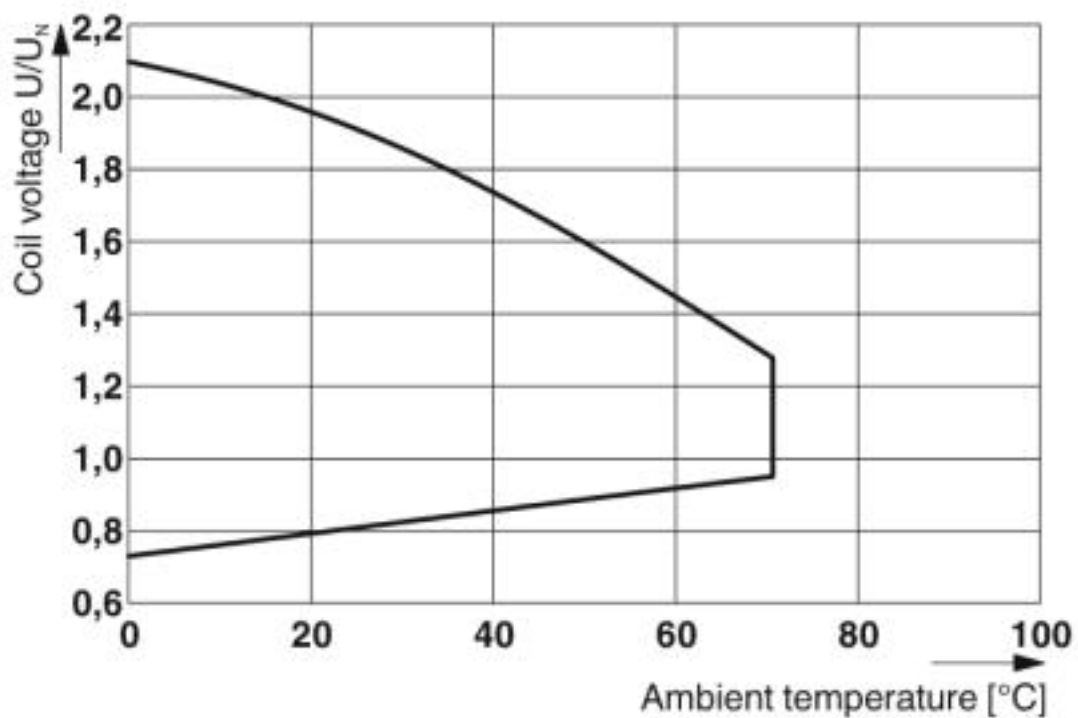
Rated surge voltage	5 kV
Insulation	Basic insulation
Pollution degree	2
Overvoltage category	III

Environmental Product Compliance

China RoHS	Environmentally Friendly Use Period = 50 years
	For details about hazardous substances go to tab "Downloads", Category "Manufacturer's declaration"

Drawings

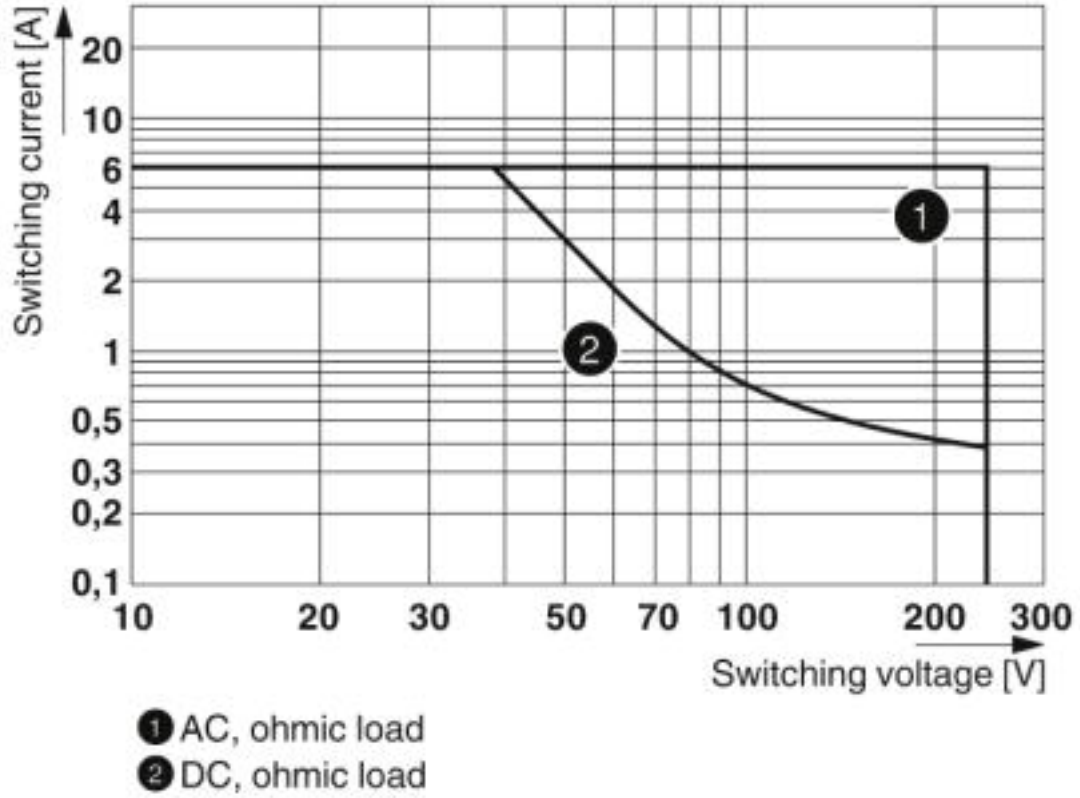
Diagram



Operating voltage range

Single relay - REL-IR-BL/L- 24DC/4X21 - 1032527

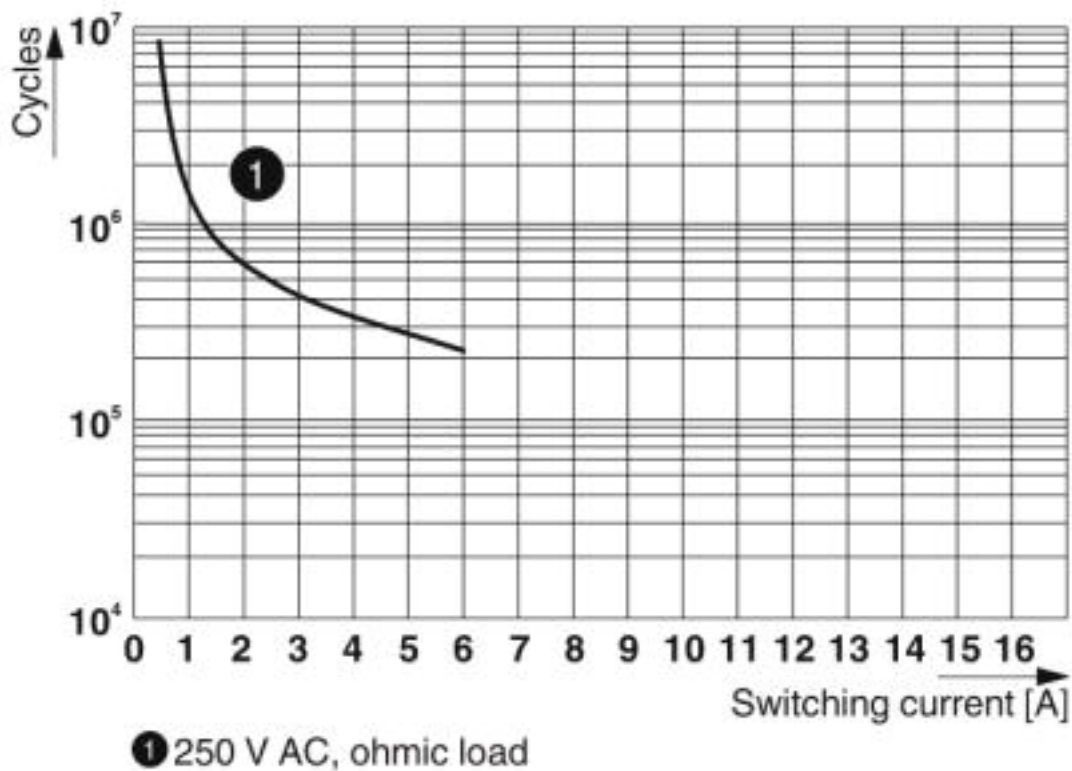
Diagram



Interrupting rating

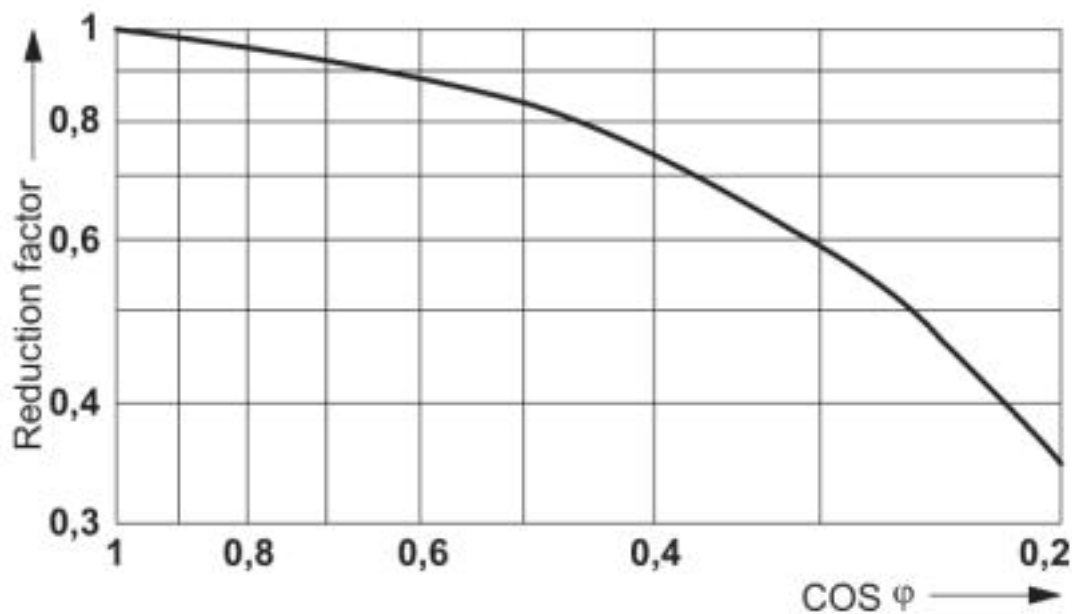
Single relay - REL-IR-BL/L- 24DC/4X21 - 1032527

Diagram



Electrical service life

Diagram



Service life reduction factor

Single relay - REL-IR-BL/L- 24DC/4X21 - 1032527

Classifications

eCl@ss

eCl@ss 5.0	27371600
eCl@ss 5.1	27371600
eCl@ss 6.0	27371600
eCl@ss 7.0	27371601
eCl@ss 8.0	27371601
eCl@ss 9.0	27371601

ETIM

ETIM 5.0	EC001437
ETIM 6.0	EC001437
ETIM 7.0	EC001437

Approvals

Approvals

Approvals


UL Recognized / cUL Recognized / EAC / cULus Recognized


Ex Approvals

Approval details

UL Recognized		http://database.ul.com/cgi-bin/XYV/template/LISEXT/1FRAME/index.htm	FILE E 228652
---------------	---	---	---------------

cUL Recognized		http://database.ul.com/cgi-bin/XYV/template/LISEXT/1FRAME/index.htm	FILE E 228652
----------------	---	---	---------------

EAC		TR_TS_D_00573_c
-----	---	-----------------

cULus Recognized	
------------------	---

